

## Capital Market Report 29 May 2026

Foreigners BOUGHT R5.8B for the week ended. They SOLD R2032's, R2048's, and R2039's and BOUGHT R2030's, R214's, and R2044's. FIFG04 was the weakest performer, giving away 5bps over its benchmark. DSY04 and FR02F were the strongest performers this week, giving away 70bps and 5bps, respectively.

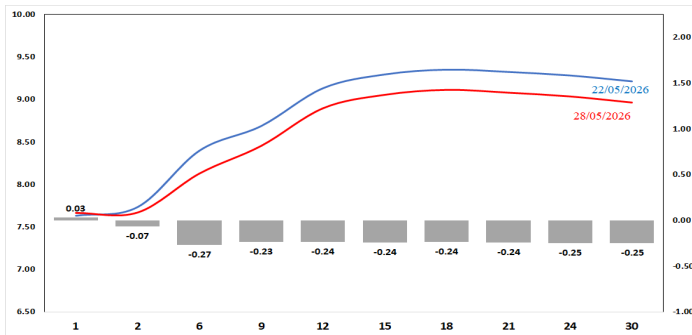
### WEEKLY NON-RES STATS

BOND	PURCHASES	SALES	NETT
R187	732,600,000	49,500,000	683,100,000
R188	-	-	-
R2,030	5,605,240,000	3,084,980,000	2,520,260,000
R213	1,650,773,125	1,069,023,125	581,750,000
R2,032	4,984,728,525	5,963,261,285	-978,532,760
R2,033	149,000,000	-	149,000,000
R2,035	3,320,242,626	2,763,203,374	557,039,252
R209	418,700,000	303,308,000	115,392,000
R2,037	3,045,115,751	2,448,709,000	596,406,751
R2,038	963,300,000	107,560,000	855,740,000
R2,039	307,970,000	839,765,000	-531,795,000
R2,040	1,159,211,009	1,344,430,000	-185,218,991
R214	1,293,519,640	152,400,000	1,141,119,640
R2,042	127,200,000	57,800,000	69,400,000
R2,044	2,144,720,000	1,233,922,767	910,797,233
R2,048	1,772,835,827	2,385,547,200	-612,711,373
<b>TOTAL</b>	<b>27,675,156,503</b>	<b>21,803,409,751</b>	<b>5,871,746,752</b>

### CORPORATE SPREADS

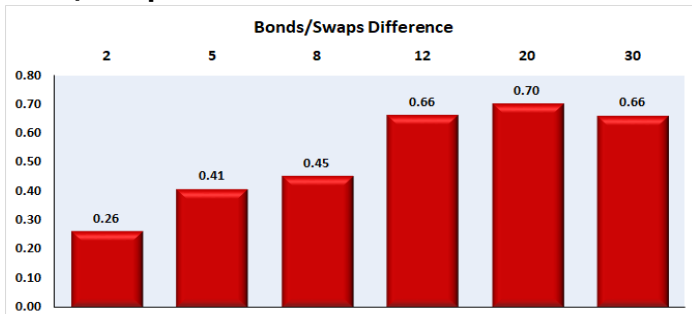
BOND	COMPANION	COMPANIONS	CURRENT	PRIOR	CHANGE
FIFG04	22/02/2027	JIBAR	100	95	5
BID19	09/11/2028	JIBAR	67	65	2
FRB31	24/11/2026	JIBAR	54	55	-1
FRJ30G	12/10/2030	JIBAR	70	74	-4
FR02F	16/03/2031	ZARONIA	104	109	-5
DSY04	21/08/2026	JIBAR	83	153	-70

### Yield Curve- Week on Week

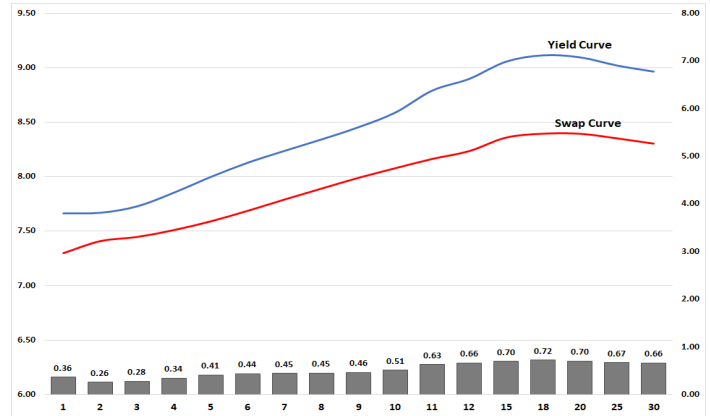


Bond Rates	Open	High	Low	Close
R 2,040	9.080	9.180	8.955	8.980
R 209	8.685	8.795	8.530	8.580
R 2,030	7.950	8.025	7.770	7.820

### Bond/Swap Differences



## BONDS and SWAPS - YIELD CURVE



## IMPORTANT ECONOMIC INDICATORS

Date	Time	Country	Event	Month	Previous	Consensus	Forecast
01-Jun-26		SA	Total New Vehicle Sales MAY	May'26	47.98K		49.0K
02-Jun-26	11:00:00	EU	Inflation Rate YoY Flash MAY	May'26	3.00%	3.00%	3.40%
03-Jun-26	11:00:00	EU	PPI YoY APR	Apr'26	2.10%		6.30%
	11:30:00	SA	GDP Growth Rate YoY Q1	Q1	0.80%		1.20%
04-Jun-26	11:00:00	EU	Retail Sales YoY APR	Apr'26	1.20%		0.70%
	14:30:00	US	Initial Jobless Claims MAY/30	May'26	215K		
05-Jun-26	08:00:00	SA	Foreign Exchange Reserves MAY	May'26	\$77.09B		\$76.8B
	11:00:00	EU	GDP Growth Rate YoY 3rd Est Q1	Q1	1.20%	0.80%	0.80%
	14:30:00	US	Non Farm Payrolls MAY	May'26	115K	96K	102.0K
	14:30:00	US	Unemployment Rate MAY	May'26	4.30%	4.30%	4.40%

## PERFORMANCE

Performance	Total Return		
	MtD	YTD	YoY
ALBI	2.35%	2.42%	23.40%
GOVI	2.39%	2.39%	22.88%
1 to 3 Years	0.67%	2.06%	8.18%
3 to 7 Years	1.93%	1.39%	14.15%
7 to 12 Years	2.50%	2.03%	24.42%
Over 12 Years	2.68%	3.57%	34.69%

## AUCTION RESULTS FOR THE WEEK

Government Bond Auction Results			
Bonds	R 2,037	R2,039	R2,044
Amount on Auction (R'm)	850	850	850
Bids Received (R'm)	4405	3090	3995
Bid to Cover	5.18	3.64	4.70
Clearing Yield (%)	8.905	9.105	9.260

Inflation Linked Bond Auction Results ( 29 May 2026)			
Bonds	I2033	I2046	I2050
Coupon	1.875	2.500	2.500
Amount issued (R'm)	610	50	340
Bids received (R'm)	1270	515	950
Bid to Cover	2.082	10.300	2.794
Clearing Yield (%)	4.085	4.130	4.140

## AUCTION INVITATION FOR THE UPCOMING WEEK

Government Bond Auction			
Bonds	R 2,033	R 2,038	R 2,042
Coupon(%)	10.000	10.875	10.125
Amount on Offer (R'm)	850	850	850
Inflation Linked Bond Auction			
Bonds	I2033	I2046	I2050
Total Amount (R'm)	1000		